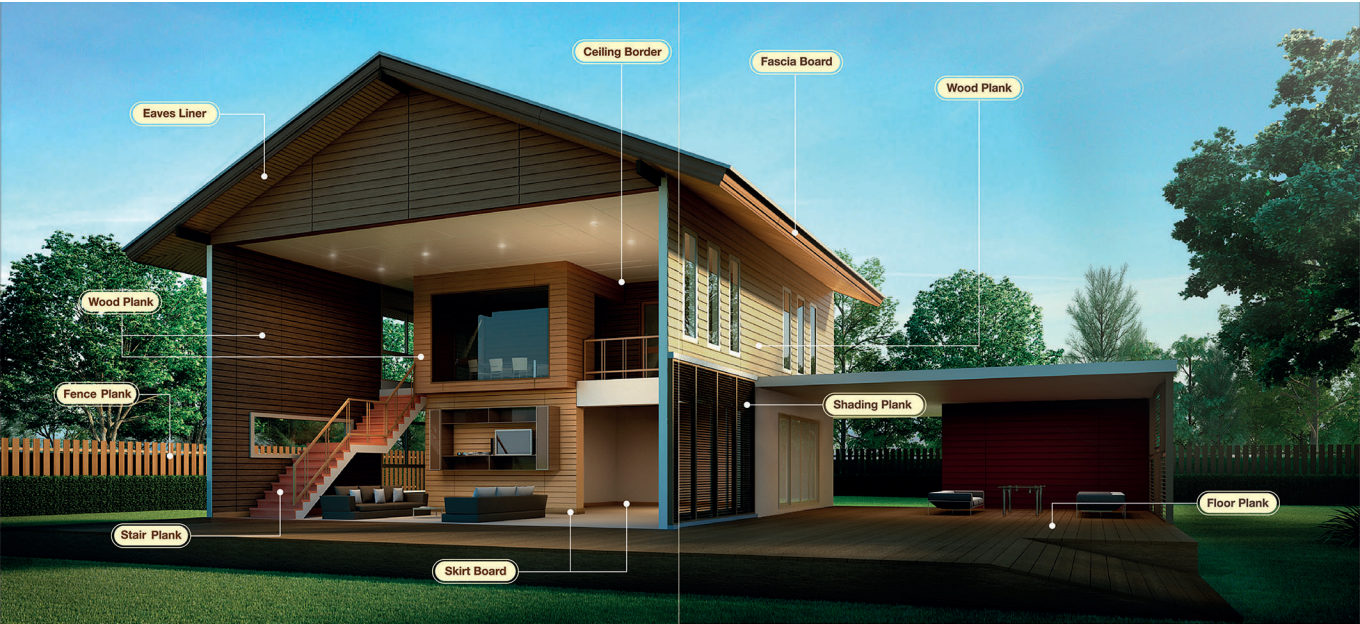


SCG Smartwood

Attractive, Long-Lasting Color with **COLOR
LOC**





SCG Smartwood is a fiber cement wood substitute product with a quality innovation from superior **SCG Portland Cement**, **Silica Sand**, and **Special Cellulose Fiber** with high standardized processes (Autoclave Process). **SCG Smartwood** creates natural look, attractiveness, and confidence of use.

COLOR Superiority with LOC

Color Loc technology locks every molecule firmly onto SCG Smartwood fiber with a special spraying technique developed especially for synthetic wood and submitted to a high temperature curing process to help lock the paint for long lasting color, so colored Smartwood stays naturally attractive, looks like real woods and lasts longer.

3rd Layer
A clear coat to lock-in strength for a glossy finish

2nd Layer
Paint for wood finish tones and adherence to the clear coat

1st Layer
Primer helps paint adhere to the wood

Using SCG Smartwood



Decorate **SCG Smartwood unicolor** on interior ceilings and soffit by coating with white acrylic paint for an attractive, eye pleasing ceiling with a linear pattern for a dimensional look.

Location: Wilaiwan Huahin, Prachuabkhirikhan



SCG Smartwood T-Clip flooring in brown oak

Install for an attractive walkway from a refreshing garden into the house for natural beauty with a wood grain pattern on smooth floor with no trace of screws.

Location: Ratchawadi Ban Krud Resort, Prachuabkhirikhan



SCG Smartwood Eaves Liner Uncolor

For the attractive colors of your choices to enhance ventilation and reduce heat under the roof for a cool, cool, refreshing atmosphere.

Location: Alcidiini Winery, Nakhonratchasima



SCG Smartwood Eaves Liner, Brown Oak Color
SCG Smartwood T-Clip Floor Plank, Natural Beech Color

Decorate a lounging corner on the veranda or porch to create the perfect relaxing atmosphere for your home.

Image: Daybeds Magazine

SCG Smartwood Floor Plank, Basic Series, Cream Primer Color

SCG Smartwood Wood Plank, New England Series, Ivory Color

Install on your front porch to add a decorative touch to the walls around the house area and give your lounging corner a warm natural look.

Image: Daybeds Magazine



SCG Smartwood Shading Plank, Primer Color

Install around the lounging area at the back of your house by placing in every other groove to help organize the area for a proportionate, attractive and spacious look.



SCG Smartwood Wood Plank, Colonial Series, Ivory Color

Add temperate beauty to your house walls with chiseled groove styles down to the skirt board edge; available in teakwood patterns for natural beauty.



Using SCG Smartwood



SCG Smartwood T-Clip Floor Plank

Install a veranda at the front of your house to enhance your home's natural mood with an attractive floor and nary a screw head in sight.



SCG Smartwood Wood Plank, Colonial Series

Enhance the wall quality of your home for a neat, attractive look with grooves and blended with the skirt boards.



SCG Smartwood Shading Plank

Install as soffit sunshades to help reduce sunlight and heat so your lounge becomes more comfortable



SCG Smartwood Wood Plank, Craftman

Add a decorative touch, so every corner of your house is lovely and warm represents your taste with wood like patterns mixed with chiseled grooves and contoured edges adding value to quality woodwork so your entire home is beautiful

Colonial Series

Like the temperate style of a master carpenter with chiseled grooves. Every sheet is lathed for contour so your home is attractive, grand and more contemporary crafted



Ivory

Width (cm)	Length (m)	Thickness (mm)	Weight (Kg./pc.)	pcs./sq.m.
20	3	8	7.2	1.9



Attractive, elegant, natural with a glossy varnish for a genuine ivory like shine

Ivory


New England Series

Attractive, elegant with meticulously chiseled grooves and a simple pattern meticulously styled by master craftsmanship



Ivory

Width (cm)	Length (m)	Thickness (mm)	Weight (Kg./pc.)	pcs./sq.m.
20	3	8	7.2	1.9



Attractive, stylish with chiseled grooves in a simple, yet meticulously styled pattern

Ivory

SCG Smartwood Lap Siding

More attractive smoothness; no more trouble with covering screw heads, so your walls are smooth on the same board; suitable for homes, buildings or modern style projects looking for a modern look with the warmth of natural wood at the same time.

Lap Siding V1

(Smooth surface; no grooves)

Width (cm)	Length (m)	Thickness (mm)	Weight (Kg./pc.)	pcs./sq.m.
18	3	10	6.01	2.15



Uncolor


Lap Siding V2

(Smooth surface; 4" grooves)

Width (cm)	Length (m)	Thickness (mm)	Weight (Kg./pc.)	pcs./sq.m.
23.5	3	10	8.13	1.59



Uncolor





SCG Smartwood Wood Plank, Standard

Natural

Natural wood color: Enjoy grand beauty with valuable wood style


Width (cm.)	Length (m.)	Thickness (mm.)	Weight (Kg./pc.)	pcs./sq.m.
15	3	8	5.4	2.67
15	4	8	7.2	2.0
20	3	8	7.2	1.9
20	4	8	9.7	1.43



Classic

Classic color: As attractive as genuine wood in every era


Width (cm.)	Length (m.)	Thickness (mm.)	Weight (Kg./pc.)	pcs./sq.m.
15	3	8	5.4	2.67
15	4	8	7.2	2.0
20*	3	8	7.2	1.9
20*	4	8	9.7	1.43



Wow Series

Attractive, outstanding, long lasting color with 3 layers of varnish from the factory for a three shade look in the same board emphasizing deep wood grain patterns for a different look

Width (cm.)	Length (m.)	Thickness (mm.)	Weight (Kg./pc.)	pcs./sq.m.
15	3	8	5.4	2.67
15	4	8	7.2	2.0


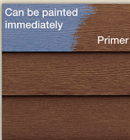




SCG Smartwood Wood Plank, Paintable Series

Primer

High quality primer color made from factory, ready to paint with water based acrylic paint



Width (cm)	Length (m)	Thickness (mm)	Weight (Kg./pc)	pcs./sq.m.
15	3	8	5.4	2.67
15	4	8	7.2	2.0
20	3	8	7.2	1.9
20	4	8	9.7	1.43

Uncolored

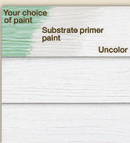
Grain patterned texture: paint with one coat of old cement primer and two coats of paint in the shade of your choice

Timber (Deep wood):

Width (cm)	Length (m)	Thickness (mm)	Weight (Kg./pc)	pcs./sq.m.
15	3	8	5.4	2.67
15	4	8	7.2	2.0
20	3	8	7.2	1.9
20	4	8	9.7	1.43
23	3.66	6.5	8.3	1.33
23	3.66	7.5	9.6	1.33

Teak Texture :

Width (cm)	Length (m)	Thickness (mm)	Weight (Kg./pc)	pcs./sq.m.
15	3	8	5.4	2.7
20	3	8	7.2	1.9



SCG Smartwood Decorative Wall Panel, Modenea

SCG Smartwood Decorative Wall Panel, Modenea series is a wood substitute made from advance technology to create innovative and modern wall design.

- Outstanding and unique

Elaborated design, applied for both interior and exterior that is neatly finished with overlap method between panels to hide screw head

- Fast and easy to install

With clip lock system, it can be installed on concrete wall or steel structure

- Moisture and termite resistant

Model	Width (cm)	Length (m)	Thickness (mm)	Weight (Kg./pc)	pcs./sq.m.
Modenea M1	30	150	2.5	10.40	2.38
Modenea M2	30	150	2.5	11.40	2.38
Modenea M3	30	150	2.3	11.90	2.38





SCG Smartwood Fascia Board

For Covering All Types of Fascia and Gable-Ends

- Straight throughout its usage life, does not curve or bend
- Detailed, beautiful and natural wood grain pattern
- Available in 2 colors: golden teak, and primer color, which can immediately painted
- Fascia Prompt (23.5x300x1.8cm.) can be quickly and conveniently installed, equals to the installation of an 8" wide fascia board with a 6" wide fascia board

Width (cm)	Length (cm)	Thickness (cm)	Weight (Kg./pc.)	pcs./m.
10 cm. (4")	400	1.6	9.3	0.25
15 cm. (6")**	300	1.6	10.6	0.33
15 cm. (6")	400	1.6	14.2	0.25
20 cm. (8")**	300	1.6	14.3	0.33
20 cm. (8")	400	1.6	19.0	0.25
23.5 cm. (9")	300	1.8	18.3	0.33

(*Primer only, **Cream Primer only)



SCG Smartwood Eaves Filler for Roman Tiles Roof

For Covering Eaves Under the Roof Tiles, Helps Prevent Birds from Nesting Under the Roof

- Sun resistant, rain resistant, termite resistant, does not curve or bend
- Covers the underside of roof tiles neatly and beautifully
- Attractive and durable teak wood surface color, available in golden teak and primer color ready made from the factory

Roof Type	Color	Width (cm)	Length (in.)	Thickness (mm)	Weight (Kg./pc.)	pcs./m.
Roman Tiles	Primer	15	3	8	4.1	0.33



SCG Smartwood Eaves Liner

For Soffit Ceiling Ventilation to Reduce Heat Under the Roof

- Straight, will not bend throughout usage life
- Available in 3 types:
 - 3" Eaves Liner Tapered Edge: uncolored, brown oak (only for 3 inch wide surfaces)
 - 4" Eaves Liner Tapered Edge, uncolored (only for 4 inch wide surfaces)
 - Eaves Liner Wood Grain: uncolored
- Uncolored
- Brown oak, immediately ready for use

Product Series	Width (cm)	Length (cm)	Thickness (cm)	Weight (Kg./pc.)	pcs./sq.m.
Tapered Edge (Uncolour, Brown oak, Red oak)	7.5 (3")	300	0.8	2.7	4.44
	10 (4")	300	0.8	3.6	3.33
Wood Grain - Wow (Golden teak, Red maka, Pradoo)	7.5 (3")	300	0.8	2.7	4.44
Grooving 3" Lining (Uncolour, Brown oak)	30	300	0.8	9.1	1.11
Wood Grain (Uncolour)	7.5 (3")	300	0.8	2.7	4.44

(*Uncolour only)





SCG Smartwood Skirt Board

SCG Smartwood Skirt Board is a wood substitute for concealing the joint areas between the floor and wall to prevent stains on the wall and a decorative touch for aesthetic beauty.

- Tightly conceals the joints between floor and wall
- Termite resistant and long lasting
- Available in 2 kinds of edges with primer color

Model	Width (cm.)	Length (cm.)	Thickness (cm.)	Weight (Kg./pc.)	pcs./m.
Skirt board	10 (4")	300	1.2	5.0	0.33
Skirt board modern				5.4	




SCG Smartwood Ceiling Border

SCG Smartwood Ceiling Border is a wood substitute for concealing joints between the ceiling edge and walls for a neat, finished look.

- Tightly conceals the ceiling edge and wall with 1 side tapered
- Does not shrink; submitted to high pressure and high temperature steamer in the production process
- Better moisture and termite resistance
- Uncolored
- Oak

Width (cm.)	Length (cm.)	Thickness (mm.)	Weight (Kg./pc.)	pcs./m.
5	3	8	1.7	0.33



SCG Smartwood Shading Plank

SCG Smartwood Shading Plank is a wood substitute for shading or sunscreens.

- Strong and durable with 12 mm. thickness
- Smooth surface suits modern and contemporary style houses
- Termite proof because it contains SCG Portland cement
- Does not shrink; submitted to high pressure and high temperature steam production

Width (cm.)	Length (m.)	Thickness (mm.)	Weight (Kg./pc.)	pcs./sq.m.
7.5	3	12	4.1	4.44





SCG Smartwood Fence Plank

Thick wood substitute for work that requires extra strength such as fences, decorative beams, sunscreens and vine lattices

- Strong, long lasting, durable and able to handle impact better with up to 12 and 16 mm. thickness
- Beautiful natural primer teak texture



Width (cm)	Length (m)	Thickness (mm)	Weight (Kg/pc)	pcs./sq.m.
7.5	4	12	5.4	3.33
10	4	12	7.3	2.50
10	4	16	9.7	2.50

SCG Smartwood Decorative Stair Plank

Beautiful new design, strong, durable and outstanding with tapering, giving the staircase dimensions for a satisfying feeling every step of the way

- Easy, fast installation on concrete with a no-screw system
- More beautiful and durable with factory made wood stain coating and clear coating. Excellent at preventing scratches (painted/colored)
- Outstanding with more tapering, giving the staircase dimension and beauty
- Strong and durable with up to 25 mm. thickness



Model	Width (cm)	Length (cm)	Thickness (cm)	Weight (kg/pc)	pcs./sq.m.
Tread (Uncolour, Redwood)	27.5	120	2.5	13.0	3.03
Riser (Redwood)	18	120	1.6	5.3	4.63
Landing (Cream primer, Redwood)	15	300	2.5	17.0	2.22



SCG Smartwood Floor Plank, Basic Series

SCG Smartwood Basic Floor Plank is a wood substitute for interior and exterior resort style decoration.

- Strong, long lasting and durable with up to 25 mm. thickness; can be installed on 30 cm. frame spacing for 6" width and 25 cm. for 4" width, or as decorative flooring on concrete
- Both interior and exterior use; weather resistant; termite proof
- Wood like texture with natural wood grain
- Comes with primer; ready for the paint of your choice

Decorative Floor Plank :

Width (cm)	Length (m)	Thickness (mm)	Weight (kg/pc)	pcs./sq.m.	Frame Spacing (cm)
15	3	15	10.12	2.22	Installed on concrete floor only

Floor Plank:

Width (cm)	Length (m)	Thickness (mm)	Weight (kg/pc)	pcs./sq.m.	Frame Spacing (cm)
10	3	25	11.3	3.33	25
15	3	25	16.9	2.22	30
20	3	25	22.6	1.67	40



SCG Smartwood T-Clip Floor Plank

Beautiful, perfect, neat, without a trace of any screws in sight and painted from the factory

- Natural wood like color with up to 4 coats of paint from the factory
- Up to three shades to choose from: brown oak, natural beech and mahogany
- Confidence in a neat finish with side grooves chiseled out to perfectly fit the T-Clips, for an attractive, neat and flawless look
- Quickly and easily installed with no drilling or painting
- Environmental friendly as free of lead and mercury with low VOC paint formula for fiber cement



Width (cm)	Length (m)	Thickness (mm)	Weight (kg/pc)	pcs./sq.m.	Frame Spacing (cm)
20	3	25	22.6	1.67	30



SCG Smartwood Products Range

Products Application	Name	Width (cm.)	Thickness (mm.)	Length (m.)	Weight (Kg./pc.)	Surface	Edges	Color/ Model	Usagequantity (pcs./sq.m.)
Wood Plank	Colonial	20 (8")	8	3	7.20	Teak texture	Lining Skirt Board Edge	Ivory	1.90
	New England	20 (8")	8	3	7.20	Teak texture	1 Side Square Lining	Ivory	1.90
	Natural	15 (6")	8	3	5.40	Teak texture	Non tapered	Golden Teak	2.67
		20 (8")	8	3	7.20				2.00
		15 (6")	8	4	9.70				1.43
		20 (8")	8	4	9.70				2.67
	Classic	15 (6")	8	3	5.40	Teak texture	Non tapered	Ivory	2.67
		20 (8")	8	3	7.20				1.90
		20 (8")	8	4	9.70				1.43
		15 (6")	8	4	9.70				2.67
	Primer	15 (6")	8	3	5.40	Teak texture	Non tapered	Primer	2.67
		20 (8")	8	3	7.20				1.90
		20 (8")	8	4	9.70				1.43
		15 (6")	8	4	9.70				2.67
	Uncolored	15 (6")	8	3	5.40	Timber (Deep wood)	Non tapered	Uncolor	2.67
		20 (8")	8	3	7.20				1.90
		20 (8")	8	4	9.70				1.43
		15 (6")	8	3	5.40				Teak texture
20 (8")	8	3	7.20	1.90					
Wow	15 (6")	8	3	5.40	Deep wood texture	Non tapered	Golden Teak	2.67	
			4	7.20				Red Maka	2.00
			4	7.20				Red Pradoo	
			4	9.70				Rosewood	
Decorative Wall Panel	Lap Siding V1	18 (7.2")	10	3	6.01	Smooth surface	Not Grooved	Uncolor	2.15
	Lap Siding V2	23.5 (9.4")	10	3	8.13	Smooth surface	4" Grooves	Uncolor	1.59
	Modeena M1	30	25	1.50	10.40	Smooth surface		Uncolor	2.38
Modeena M2	30	25	1.50	11.40	Smooth surface		Uncolor	2.38	
Modeena M3	30	23	1.50	11.90	Smooth surface		Uncolor	2.38	

Products Application	Name	Width (cm.)	Thickness (mm.)	Length (m.)	Weight (Kg./pc.)	Surface	Edges	Color/ Model	Usagequantity (pcs./sq.m.)
Skirt Board	Skirt Board	10 (4")	12	3	5.00	Smooth surface	1 Side Skirt Board Edge	Primer	0.33 (pcs./m.)
	Modern Skirt Board	10 (4")	12	3	5.40	Smooth surface	1 Side tapered	Primer	0.33 (pcs./m.)
Shading Plank	Shading Plank	7.5 (3")	12	3	4.10	Smooth surface	1 Side tapered	Primer	4.44

*is MTO (Made-To-Order) lead time of delivery 45 days



Products Application		Name	Width (cm.)	Thickness (mm.)	Length (m.)	Weight (Kg./pc.)	Surface	Edges	Color/ Model	Usagequantity (pcs./sq.m.)
Fascia Board		Fascia Board	10 (4")	16	4	9.30	Teak texture	1 Side tapered 	Primer	0.25 (pcs./m.)
			15 (6")	16	4	14.20			Primer/Golden teak/Red Oak	0.25 (pcs./m.)
			20 (8")	16	4	19.00				0.25 (pcs./m.)
		Fascia Board Smooth Surface	15 (6")	16	3	10.60	Smooth surface	1 Side tapered 	Cream Primer	0.33 (pcs./m.)
			20 (8")	16	3	14.30				0.33 (pcs./m.)
		Fascia Prompt	23.5 (9.4")	18	3	18.30	Smooth surface	1 Side tapered 	Primer	0.33 (pcs./m.)
Eaves Filler		Eaves Filler	15 (6")	8	3	4.10	Teak texture		Primer	0.33 (pcs./m.)
Eaves Liner		Eaves Liner Tapered	7.5 (3")	8	3	2.70	Smooth surface	2 Side tapered 	Uncolor /Brown Oak /Red Oak	4.44
			10 (4")	8	3	3.60	Smooth surface	2 Side tapered 	Uncolor	3.33
		Wood Grain Wow	7.5 (3")	8	3	2.70	Deep wood texture	2 Side tapered 	Golden Teak /Red Maka /Pradoo	4.44
		Grooving 3" Lining	30	8	3	9.10	Smooth surface	2 Side tapered 	Uncolor /Brown Oak	1.11
		Eaves Liner Wood Grain	7.5 (3")	8	3	2.70	Deep wood texture	2 Side tapered 	Uncolor	4.44
Ceiling Border		Ceiling Border	5.0 (2")	8	3	1.70	Smooth surface	1 Side tapered 	Uncolor /Oak	0.33 (pcs./m.)
Fence Plank		Fence Plank	7.5 (3")	12	4	5.40	Teak texture	2 Side tapered 	Primer	3.33
			10 (4")	12	4	7.30				2.50
			10 (4")	16	4	9.70				2.50
Stair Plank		Decorative Stair Tread Plank	27.5 (11")	25	1.2	13.00	Smooth surface	1 Side tapered 	Uncolor /Redwood	3.03
		Decorative Stair Riser Plank	18 (7.2")	16	1.2	5.30	Smooth surface	Squared Edge 	Redwood	4.63
		Decorative Stair Plank Landing	15 (6")	25	3	17.00	Smooth surface	2 Side tapered 	Cream Primer /Redwood	2.22
Floor Plank		T-Clip Floor Plank	20 (8")	25	3	22.60	Burr wood texture	2 Side tapered 	Brown Oak /Natural Beech /Mahogany	1.67
		Basic Floor	10 (4")	25	3	11.30	Burr wood texture	2 Side tapered 	Cream Primer	3.33
			15 (6")	25	3	16.90				2.22
			20 (8")	25	3	22.60				1.67
	Decorative Floor	15 (6")	15	3	10.12	Burr wood texture	2 Side tapered 	Cream Primer	2.22	

Recommended Accessories and Studs to Install SCG Smartwood

Product	Application	Accessory	Package Size	
Wood Plank	Interior	SCG Needle Point Screw 23 mm.	500 pcs./box	
	Exterior	SCG Self Drilling Wing Screw 28.5 mm.	250 pcs./box	
	Brick Walls or Old Concrete Walls	• SCG C-Line • SCG Brackets • SCG Needle Point Screw 38 mm. with SCG Plastic Insert 37 mm.		1 strip 60 pcs./pack 250 pcs./box 250 pcs./box
		• SCG Self Drilling Screw 13 mm.		500 pcs./box
Decorative Wall Panel Modeena	Interior and Exterior	SCG Modeena Clip Lock Set contains the following: - Modeena Clip Lock - SCG Self Drilling Screw 13 mm.	 50 pcs./set 10 pcs./set	
Fascia Board/ Eaves Filler	Fascia	SCG Self Drilling Wing Screw 28.5 mm.	250 pcs./box	
		SCG Needle Point Screw 38 mm. Needle Point Screw 45 mm. Self Drilling Wing Screw 45 mm.	250 pcs./box Available in Typical Store Available in Typical Store	
Eaves Liner/ Ceiling Border	Interior and Exterior	SCG Needle Point Screw 23 mm. SCG Self Drilling Wing Screw 28.5 mm.	500 pcs./box 250 pcs./box	
Skirt Board	Interior and Exterior	SCG Needle Point Screw 38 mm. with SCG Plastic Insert 37 mm.	250 pcs./box 250 pcs./box	
Fence Plank/ Shading Plank	Interior and Exterior	SCG Self Drilling Wing Screw 32 mm.	500 pcs./box	
Floor Plank	Interior and Exterior	Self Drilling Wing Screw 45 mm.	Available in Typical Store	
T-Clip Floor Plank	Interior and Exterior	T-Clip lock set contains the following: - T-Clip lock - SCG Self Drilling Screw 13 mm. (Wafer Head)	 50 sets/box	
Decorative Floor Plank	Interior and Exterior	SCG Needle Point Screw 38 mm. with SCG Plastic Insert 37 mm.	250 pcs./box 250 pcs./box	

Accessories for Finishing SCG Smartwood

SCG Corner Post Cement

Use to cover inner and outer corners of Wood Plank
Dimension: 7.5x7.5x300x0.8 cm.
Weight: 5.2 Kg.
Color: Cement
Usage: 0.33 pcs./cm.



SCG Smartwood Acrylic Paint Sealant

To seal joints and cover screw heads for both external and internal
Size: 310 ml.
Weight: 0.5 Kg.
Color: White
Usage: 15-20 sq.m./tube



SCG Acrylic Paint for Wood Plank

100% water-based paint to finish screw heads or joints
Weight: 1 Kg.
Color: Golden teak, Red maka, Ivory, Red oak, Brown oak (for eaves liner)
Color type: Glossy
Usage: 7-10 sq.m./bucket



SCG Acrylic Paint for Fiber Cement

100% water-based transparent acrylic paint for any fiber cement wood
Weight: 3.5 Kg.
Color: Cream primer
Usage: 60 sq.m./bucket
Weight: 3 Kg.
Color: Natural beech, Mahogany, Redwood, Dark oak
Color type: Glossy, Matt
Usage: 20-25 sq.m./bucket (2-3 rounds)



SCG Acrylic Paint for Stair Plank

Primer for coating before paint
Weight: 2 Kg.
Color type: Brown
Usage: 10-15 sq.m./bucket
Acrylic paint for Stair Plank
Weight: 3.6 Kg.
Color: Redwood
Usage: 20-25 sq.m./bucket (2-3 rounds)
 Shield gloss to cover the acrylic paint
Weight: 2 Kg.
Color type: Clear Glossy
Usage: 20-25 sq.m./bucket



SCG Acrylic Paint for Floor Plank

100% water-based acrylic paint especially for Floor Plank. Resistant to scratch from walking.
Weight: 3.6 Kg.
Color: Natural beech, Mahogany, Dark oak, Redwood
Color type: Glossy, Matt
Usage: 20-25 sq.m./bucket (2-3 rounds)



- WARNING**
- Never use as a structure for buildings, support, or other purposes. SCG Smartwood must be installed in compliance with the installation manual, and only standardized equipment from the manufacturer can be used.
 - Never ingest or swallow. Furthermore, the dust created from cutting, grinding, drilling or injecting the product should not be inhaled.
 - Do not use in areas that are wet or moist at all times.
 - Do not use for flooring raised more than 50 cm or more from the ground.
- CAUTION**
- SCG Smartwood products have been designed with directions for use as suitable for usage conditions in Thailand only. Use outside Thailand is considered a direct responsibility of the construction designer, controller and installer.
 - Wood stain products contain chemical substance and cannot be swallowed, ingested or come into contact with the eyes.
 - While working, use standardized personal safety equipment, tightly close containers after work and keep away from the hands of children.
 - Any air irritation occurs with contact, hurry to rinse with water many times and see a doctor without delay.
 - If swallowed or ingested, do not induce vomiting. Drink plenty of clean water in order to dilute the chemical and see a doctor without delay.
 - Specifications for installation are only preliminary suggestions for general usage. The installation methods and structures used should be considered in line with IFT Standard 1015-40 for Steel Structured Buildings and the design specifications in Ministerial Regulations, 6th Edition (1984) issued pursuant to the tenets of the Building Act of 1979.
 - Using the products outside of the usage specified in this document is considered a direct responsibility of the construction designer and controller.
 - The installation manual is subject to change appropriately. Construction designers, controllers and retailers must check to determine whether the installation manual in their possession is the most recent edition. If there is any doubt, the edition can be checked at www.scgbuildingmaterial.com